




LAGO HOSPITAL

bed range



LAGO HOSPITAL

characteristics



01. MATTRESS PLATFORM

For a comfortable lying position

The standard version is equipped with steel mattress platform profiles. The optional synthetic or solid laminate mattress platform sections (*) can be easily removed and withstand the common cleaning products.

02. HANDSET

Easy to use autonomously

Functional and easy to operate manually. The handset is equipped with all functions to put the patient in his desired seating, lying or reading position. The handset is user-friendly and equipped with clear and recognizable push buttons.

03. BED PANELS

Tasteful design

The head and foot panel can be easily removed or installed without needing any tools. The bed panels are standard equipped with bumpers that protect both the wall and the bed during any movement.

04. CASES

Optimal care

The two cases at the head and foot of the bed can be used to install an IV rod, a lifting pole or other accessories.

05. SIDEGUARDS (*)

Safety has no price

The split Twin sideguards offer flexibility when needed, but also a lot of advantages when it comes to fall prevention, mobility and maintaining the autonomy of the residents. The Trix sideguards can be telescopically adjusted and are the ultimate protection, even when the bed has been extended.

06. CPR LEVER (*)

Central and within reach

Thanks to the CPR lever, you can manually put the backrest in a horizontal position. This lever is situated within your reach on both sides of the bed. Can be expanded with an electro-mechanical CPR (*) bringing the bed to an ergonomic height of ± 70 cm.

07. ACCESSORY HOLDERS

First-class functionality

Three stainless steel accessory holders on both sides make it possible to install and use accessories very fast and easily.

08. HIGH/LOW SYSTEM

Highly stable

The high/low supports guarantee an excellent bed stability at all heights. The bed can be easily adjusted

between ± 25 cm and ± 80 cm, which makes it easier to get in and out of the bed or to treat a patient.

09. CASTORS

Superb maneuverability

High quality centrally braked design twin castors $\varnothing 125$ mm (*) ensure a highly mobile and manoeuvrable bed.

10. CENTRAL BRAKE

Activated with one single movement

Thanks to the centrally braked castors and the ergonomic chromium-plated brake bracket, the Lago bed simplifies patient treatments by the nursing staff considerably.

11. MATTRESS HOLDERS

Fixed mattress in each position

The backrest and footrest are equipped with 2 synthetic mattress holders.

Haelvoet nv
Edition 03/2021
Haelvoet reserves the right to modify the product.
Small colour deviations are possible.

(*) option



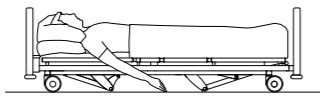
User-friendly

The Lago Hospital bed offers comfort for patient and nursing staff in every situation.

SLEEPING POSITIE



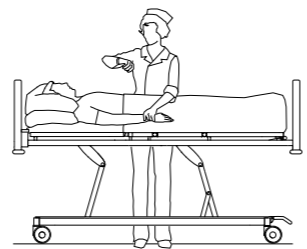
The bed offers a sleeping position at an extra low height of ± 25 cm, which reduces the risks in case of falling considerably.



HIGH POSITIE



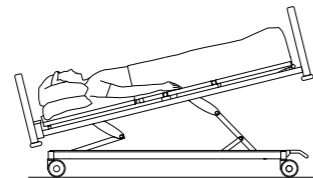
The highest position of the bed is ± 80 cm. The patient can be examined and treated without straining your back.



(REVERSE) TRENDELBURG



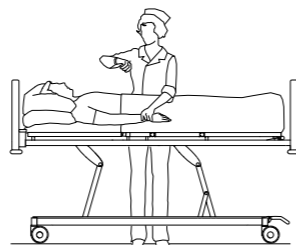
The reverse Trendelenburg position can be activated by means of the handset, whereas the Trendelenburg position can only be used by means of key combinations or the handset with selective locking system.



NURSE POSITION (*)



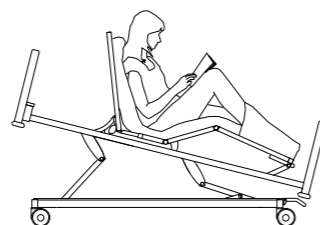
By pressing one single button, all mattress platform sections are put horizontally, whereas the bed is placed in its highest position.



SEATING OR RELAX POSITION



Both the backrest and knee rest are inclined simultaneously. A reverse Trendelenburg position is activated when a relax position is chosen on the Lago bed.



(*) option

Comfort for everyone

The Lago Hospital bed is a perfect symbiosis of safety and comfort. A low bed position of ± 25 cm reduces the risk of falling, whereas the ergonomic working height of ± 80 cm guarantees efficient care.



ADDITIONAL FUNCTIONS through key combinations

With the handset, there are 4 additional functions, conveniently operated by means of combination keys.



Lock all
You can block all the keys of the handset.



Unlock / Reset
With this key combination you can unlock or reset.

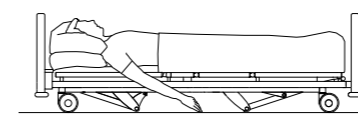


CPR position
The mattress platform sections will be put horizontally, whereas the bed will be placed in its highest position.

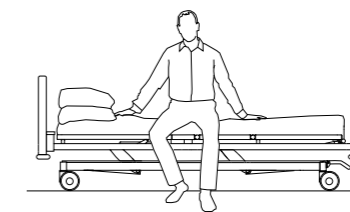


Transport position
This key combination brings the bed to a preset transport position.

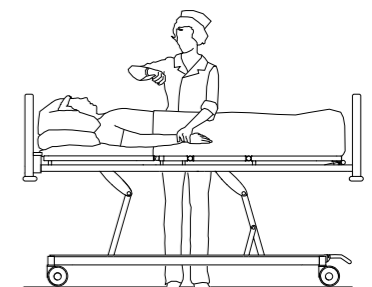
HEIGHT ADJUSTMENT: 25 - 42 - 80 CM



The bed offers a sleeping position at a height of ± 25 cm, which reduces the risks in case of falling considerably.



To leave the bed easily, a special function makes sure that the bed stops automatically at **seat height**. Thanks to this, the patient can get out of the bed comfortably.



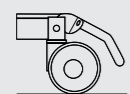
The nursing staff can take care of the patient at an **ergonomic height of ± 80 cm**.

Safety, mobility and flexibility

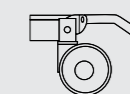
The need for care depends on the degree of the resident's independence. This need mostly occurs slowly, but sometimes immediate intervention is required.

CENTRAL BRAKE

A brake bracket activates the 4 castors simultaneously, and can be put in 3 different positions.

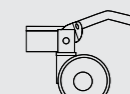


4 braked castors



4 unbraked castors

This position makes it possible to move the bed in all directions.



1 directional castor

This castor makes it easier to move the bed in a straight line.

EASY TO USE A PATIENT HOIST

The bed height can be easily adjusted, which enables the use of a patient hoist. The Lago bed is therefore ideal for the nursing staff to provide efficient daily care.



INTEGRATED BED EXTENSION

A hospital bed has to fulfil everybody's wishes, irrespective of the length of the patient. The integrated bed extension makes it possible to extend the bed with 20 cm.

When combined with the optional footrest extension (*), a complete mattress platform functionality is guaranteed.


MOBILITY

The bed can be moved in each position, except when it has been put in the safety position (= lowest position).



RETRACTING BACKREST

While inclining the backrest upwards, the backrest is automatically moved backwards. By doing so, pressure is relieved on the pelvis, whereas the bedsore risk is reduced considerably. Thanks to an integrated safety in the retracting backrest, there is no opening between the sideguards and the mattress platform during the inclination. This prevents the patient of getting stuck.



UNDER BED LIGHT

A discreet nightlight under the bed makes sure that the patient can find his way in a dim room, without having to disturb the other patients or nursing staff. The nightlight is activated by means of the handset.



SELECTIVE LOCKING SYSTEM (*)

The handset with **selective locking system** makes it possible to lock the bed functions selectively by means of a magnetic key.

The **advantages** are:

- 1 central handset to operate and lock the bed functions.
- Efficient activation by means of the handset, without straining your back.



(*) option

A solution for every situation

Our different sideguard types offer the resident complete safety in each bed position. Each type has its specific advantages for both the user and the resident. The choice is completely yours.



TRIX

Three durable aluminium siderails offer extra safety over the entire bed length. The sideguards can only be lowered by using your both hands. This central safety system prevents the sideguards from being lowered unintentionally.

Max. mattress height Trix sideguards: 16 cm. with a thickness up to 22 cm.



ATMOSPHERE

The Atmosphere sideguards offer maximum patient safety in each bed position. The sideguards constitute one unit, protect the patient over 3/4 of the bed length and can be lowered by means of an easy locking mechanism.

The optional Atmosphere sideguards with 4 siderails make it possible to use mattresses with a thickness up to 22 cm.



TWIN


These two-piece sideguards are available as a single or double version. The double version offers safety over the entire bed length. Twins sideguards can also be used as a raising aid. An integrated safety system prevents the sideguards from being lowered unintentionally.

Max. mattress height Twin sideguards: 18 cm.

Finishing and quality

The Haelvoet laminate collection has a strong impact resistance and withstands scratches, light and damp, in accordance with the norms DIN 53419 and EN 438.

HPL and solid laminate



interior white
code 21341SU



ceramic
code 21161SU



irish cream
code 21027SU



pale grey
code 22169SU



tropical bleu
code 22062SU



shore
code 22122SU



misty grey
code 21039SU



light select walnut
code K008BS



blonde liberty elm
code K017BS



birch
code 1715BS



classic beech
code 0381BS



wengé
code 0854BS



louisiana wengé
code 9763BS

Both the bed panels and the bedside tables can be finished with these colours.

Other solutions for your interior decoration are possible on request.



Accessories

The accessories we offer can be harmoniously connected with the existing cases and accessory holders. Haelvoet strongly pays attention to this, so that the accessories offer you the same top quality as our hospital beds.



01. Lifting pole

The lifting pole is made of a bent thick-walled steel tube. It is equipped with a handle and a ribbon that can be manually adjusted. An automatic roll-up system is optionally available as well.

02. IV holder for lifting pole

The IV holder for the lifting pole consists of 4 hooks. It can be easily installed on the lifting pole.

03. IV rod

The IV rod consists of a fixed and a height-adjustable part. The height-adjustable part is equipped with 4 hooks and has to be tightened by means of a turning knob. The IV rod is also available in a non-adjustable version with 2 hooks.

04. Basket for documents

In wire steel and finished with an epoxy coating. The document basket can be hung on the bed panel.

05. Name card holder

The name card holder can be put on the bed panel. This accessory enables you to identify the patient very quickly and easily.

06. Traction frame

The traction frame can be put in the two cases at the head of the bed, or in the panel cases at the foot. The bent steel tube is finished with a chromium layer.

07. Monitor holder

The monitor holder is made of a steel frame and a solid laminate tablet.

Dimensions of the tablet: 650 x 300 mm.

08. File holder with clip

The synthetic file holder is equipped with a paper clip. The file holder can be attached to the bed panel. The following dimensions are available:

- A4 vertical (see picture) or horizontal
- A3 horizontal

09. Bed pan holder

The bed pan can be easily attached to the bed panel when it doesn't have to be used.

10. Writing table

The writing table is fastened to the bed panel. The solid laminate tablet is equipped with a handle and can be put in three different positions.



11. Oxygen bottle holder

The oxygen bottle holder has a strong arm and a basket made of solid steel wire. It is finished with a chromium layer. The oxygen bottle holder can be installed in one of the 2 cases at the head of the bed.

12. Raising aid

The ergonomically-designed raising aid offers optimal patient support while getting in and out of the bed. This raising aid can be installed in the standard case on the fixed mattress platform section

13. Flexible handset holder

The flexible handset holder is within the reach of both the patient and the nursing staff. The holder is installed in a provided case.

14. Inclination indicator

The inclination indicator shows the

inclination angle of the different bed positions. Is available per set of 2 pieces. Can be installed on the knee rest and mattress platform.

15. Removable footrest extension

To use the mattress platform optimally when the bed is extended, you can opt for a loose footrest extension of 20 cm that has to be put at the foot end.

16. Twin extension piece

In case the bed is extended, a Twin extension piece can be used to guarantee maximum safety.

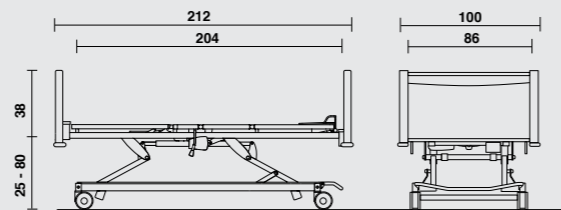
LAGO HOSPITAL

Summary



LAGO HOSPITAL BED

- length: 212 cm, width: 100 cm;
- height variation of the mattress platform: ± 25 cm - ± 80 cm;
- time of the height adjustment: ± 25 sec.;
- Reverse Trendelenburg adjustment up to $\pm 16^\circ$;
- clearance height: 135 mm (with a mattress platform height of 42 cm and castors 125 mm);
- safe working load: 250 kg;
- mattress platform dimensions: 204 x 86 cm;
- mattress dimensions: 195 x 85 cm, thickness: 12 to 18 cm (*).
- standby consumption: 0,5 W (max. 4,38 kWh/year).



* the mattress thickness depends on the type of sideguards

ELECTRIC PROTECTION CLASS II

The bed is standard equipped with a double-insulated control box without earthing, equipotential, quick release and battery. Electric protection class I (*) is available as an option, as well as quick release and battery.



Haelvoet makes sure that its excellent price-quality ratio is not at the expense of the environment. Our company considers durability – in all possible meanings – of paramount importance. All our products have a long lifespan and are delivered with a 10-year-guarantee on construction errors.

The LAGO hospital bed is made in accordance with ISO 9001:2015 and ISO 13485:2016.

The LAGO hospital bed complies with the European Medical Devices Directive MDR 2017/745 and all other applicable European harmonised norms:


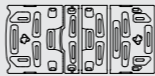







EN 60601-1 Medical electrical equipment - Part 1: General requirements for basic safety and essential performance

EN 60601-1-2 Medical electrical equipment - Part 1-2: General requirements for safety and essential performance - Secondary norm: Electromagnetic compatibility - Requirements and tests.

EN 60601-2-52 Medical electrical equipment - Part 2-52: Particular requirements for basic safety and essential performance of medical beds.

EN ISO 14971 Application of risk management to medical devices.












Standard equipment and options








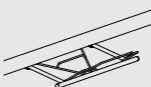
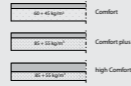
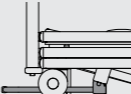
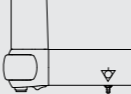

		LAGO HOSPITAL
MATTRESS PLATFORM		
	4-section steel mattress platform	●
	4-section mattress platform with removable synthetic sections	○
	4-section mattress platform with removable solid laminate sections	○
	Telescopic bed extension up to 20 cm	●
	Footrest extension up to 20 cm	○
CASTORS		
	Integral S castors \varnothing 100 mm, centrally braked with brake bracket	●
	Integral S castors \varnothing 125 mm, centrally braked with brake bracket	○
	Linea twin castors \varnothing 125 mm, centrally braked with brake bracket	○
	Linea twin castors \varnothing 150 mm, centrally braked with brake bracket	○
	5th castor (only possible with Integral S castors \varnothing 125 mm and Linea twin castors \varnothing 150 mm)	○

● : Standard ○ : Option




Standard equipment and options (part II)

		LAGO HOSPITAL
PANEL TYPE		
	Vela panel (not possible with Trix and Twin sideguards)	○
	Jaro panel	○
	Prime panel (not possible with Trix sideguards)	○
SIDEGUARDS		
	Atmosphère sideguards	○
	Atmosphère sideguards with 4th rail	○
	Trix sideguards (with Jaro bed panels)	○
	Twin sideguards	○
CONTROLS		
	Handset	●
	Illuminated handset	○
	Handset with selective locking system	○
	Mini nurse box (ACC)	○

CONTROLS (PART II)		
	Nurse box (ACO) + blanket rack	○
	High/low pedal with fall protection	○
	Manual quick release (CPR)	○
	Electromechanical quick release (CPR)	○
EXTRAS		
	Battery (lead acid or Li-Ion)	○
	Reading lamp	○
	Under bed light (3 LEDs)	○
	Blanket rack (not possible with ACC)	○
	Care mattresses (CMHR foam) or Comfort mattresses (CMHR foam + visco-elastic foam)	○
	Wall spacer on the undercarriage (head or side of the bed)	○
	Electric protection class I (earthing + equipotential connection)	○
	Brake buzzer	○

● : Standard ○ : Option



Haelvoet nv | **Belgium**
Leon Bekaertstraat 8
B-8770 Ingelmunster
T +32 (0) 51 48 66 95
F +32 (0) 51 48 73 19
info@haelvoet.be
www.haelvoet.be

Haelvoet bv | **Netherlands**
Schimminck 1
5301 KR Zaltbommel
T +31 (0) 88 599 05 99
F +31 (0) 88 599 05 00
info@haelvoet.nl
www.haelvoet.nl

Haelvoet sarl | **France**
130, Boulevard de la Liberté
59000 Lille
T +33 (0) 3 20 02 71 71
F +33 (0) 3 20 88 18 91
info@haelvoet.fr
www.haelvoet.fr

Haelvoet sa | **Switzerland**
Route de la Plaine 45
1580 Avenches
T +41 (0) 26 675 46 86
F +41 (0) 21 560 46 46
info@haelvoet.ch
www.haelvoet.ch

Haelvoet srl | **Romania**
Parcul Industrial Jibou 1
455200 Jibou, Salaj
T +40 (0) 260 64 22 33
F +40 (0) 260 64 22 55
info@haelvoet.ro
www.haelvoet.ro